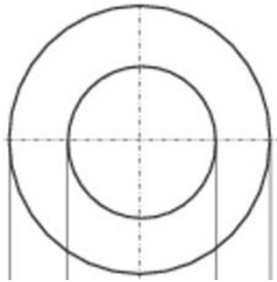


PODKŁADKI

GAT. A2 - 304 / A4 - 316

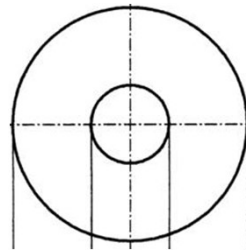
INOX

**PODKŁADKA
DIN 125 / ISO 7089**



M3
M4
M5
M6
M8
M10
M12
M14
M16
M18
M20
M22
M24
M27
M30
M33
M36
M42
M45

**PODKŁADKA
DIN 9021**



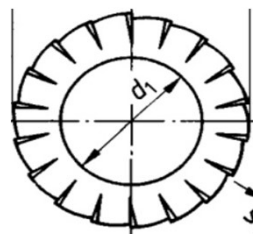
M3
M4
M5
M6
M8
M10
M12
M14
M16
M18
M20
M22
M24
M27
M30
M33
M36

**PODKŁADKA SPRĘŻYNOWA
DIN 127**



M3
M4
M5
M6
M8
M10
M12
M14
M16
M18
M20
M22
M24
M27
M30
M33
M36
M39
M42
M45
M48

**PODKŁADKA ZĄBKOWANA
DIN 6798**



M3
M4
M5
M6
M8
M10
M12
M14
M16
M18
M20
M22
M24
M27
M30